




Pupil Workbook  
Level 5 Week 6

Name: \_\_\_\_\_



i\_e



i\_e \_\_\_\_\_

1. Read the common exception words.

Colour the parts of the words you find tricky.

people looked

2. Write the common exception words.

Which is the tricky part of the word? Why is it tricky? Colour the tricky part in a different colour. Write the word two more times.

do

when

\_\_\_\_\_  
\_\_\_\_\_

\_\_\_\_\_  
\_\_\_\_\_

### 3. Read and match.

Read these words and draw a line to match them to the correct picture. Add in sound buttons to help you.

**time**

**prize**

**invite**

**shine**



One of the words does not match a picture. Can you draw a picture to match the word?

How confident do you feel?




### 1. Read the sentences.

Tick the sentence that matches the picture.

**Sam can hide her bike near a tree.**

**Sam can hide near the slide.**

**Sam hides at the wide tree.**



### 2. Spell the words.

Look at the picture, say the word and write each word down.



\_\_\_\_\_

\_\_\_\_\_

\_\_\_\_\_

### 3. Write the focus words.

bike

time

prize

### 4. Read and match.

Read the clues and draw a line to match the clue to the correct picture.

#### Clue 1

I am five. I like to ride my bike and play with my kite.

**Who am I?**

#### Clue 2

My hive is near a pine tree. We have stripes. We buzz all of the time.

**What am I?**




How confident do you feel?





o\_e



o\_e \_\_\_\_\_

1. Read and match.

Read these words and draw a line to match them to the correct picture. Add in sound buttons to help you.

alone

hole

home

smoke



One of the words does not match a picture. Can you draw a picture to match the word?

## 2. Read the sentences.

Tick the sentence that matches the picture.

**Kit woke up at home and spied the globe on his desk.**

**Kit spied a mole when he woke up in the morning.**

**Kit woke up at the North Pole and spied a mole.**



## 3. Spell the words.

Look at the picture, say the word and write each word down.



\_\_\_\_\_

\_\_\_\_\_

\_\_\_\_\_

How confident do you feel?



### 1. Read the story.

Highlight all of the words that contain the /oa/ phoneme.

**Goat and Dog like to have fun. Goat likes to play in her boat and Dog likes to eat bones.**

**One day, Goat put a note for Dog on his bed. Dog woke up and took the note. It said “My boat is stuck. Come to my home with Toad. Bring a rope and an oak pole so we can push my boat out of those stones by the river bank. I cannot do it alone.”**

**“I hope we can do it,” said Dog. Goat, Dog and Toad did a push with the pole and a pull with the rope. At last, Goat’s boat was free!**

### 2. Sort the words.

oa	o_e

How confident do you feel?





## Level 5 Week 6 Lesson 5

Focus: **i\_e** saying /igh/  
and **o\_e** saying /oa/

The /igh/ Sound Family

**igh**

**ie**

**i\_e**

The /oa/ Sound Family

**oa**

**o\_e**

### 1. Write the sentence your teacher says.

Think carefully about which graphemes to use to spell the words.

---

---

---

---

---

---

How confident do you feel?



# Level 5 Week 6 Additional Activities

Focus: **i\_e** saying /igh/  
and **o\_e** saying /oa/

## The /igh/ Sound Family

**igh**

**ie**

**i\_e**

## The /oa/ Sound Family

**oa**

**o\_e**






































### 1. Write your own silly sentence.

Use words containing the **i\_e** and **o\_e** graphemes.

---

---

---

<b>ay</b>  pray	<b>oy</b>  boy	<b>ie</b>  tie	<b>ea</b>  leaf	<b>a_e</b>  cake	<b>i_e</b>  slide	<b>o_e</b>  bone	<b>u_e</b>  cube
<b>u_e</b>  flute	<b>e_e</b>  trapeze	<b>ou</b>  mouth	<b>a</b>  acorn	<b>e</b>  equal	<b>i</b>  lion	<b>o</b>  hotel	<b>u</b>  unicorn
<b>ch</b>  chef	<b>ch</b>  Christmas	<b>ir</b>  girl	<b>ue</b>  statue	<b>ue</b>  glue	<b>y</b>  sunny	<b>aw</b>  saw	<b>au</b>  autumn
<b>ow</b>  window	<b>oe</b>  toe	<b>wh</b>  wheel	<b>c</b>  city	<b>g</b>  gem	<b>ph</b>  dolphin	<b>ea</b>  bread	<b>ie</b>  shield
<b>tch</b>  witch	<b>are</b>  bare	<b>ear</b>  pear	<b>ore</b>  core	<b>ew</b>  screw	<b>ew</b>  stew		

## Level 5 Week 6 Additional Activities

Focus: **i\_e** saying /igh/  
and **o\_e** saying /oa/

The /igh/ Sound Family

**igh**

**ie**

**i\_e**

The /oa/ Sound Family

**oa**

**o\_e**

### 2. Practise spelling the focus words.

Look and Say	Look, Say and Write	Cover and Write	Check
bike			
time			
pine			
prize			
bone			
home			
note			
alone			
do			
when			