



**Pupil Workbook**  
**Level 5 Week 28**

Name: \_\_\_\_\_

**1. Read the common exception words.**

Colour the parts of the words you find tricky.

know colour

**2. Write the common exception words.**

Which is the tricky part of the word? Why is it tricky? Colour the tricky part in a different colour. Write the word two more times.

April

---

---

July

---

---

### 3. Read and match.

Read these words and match them to the correct picture.  
Add in sound buttons to help you.

**serve**

**freeze**

**give**

**bronze**



One of the words does not match a picture. Can you draw a picture to match the word?

How confident do you feel?



Focus: unspoken 'e'

1. Read the sentences.

Tick the sentence that matches the picture.

**The mouse found some cheese in the house.**


**Kit likes to dance while Sam uses her voice to sing.**

**The waiter serves tea to The Queen.**



2. Spell the words.

Look at the picture, say the word and write each word down.



\_\_\_\_\_

\_\_\_\_\_

\_\_\_\_\_

### 3. Spell the common exception words.

Which is the tricky part of the word? Why is it tricky? Colour the tricky part in a different colour. Write the word two more times.

April

July

---

---

---

---

---

---

How confident do you feel?



Focus: unspoken 'e'

1. Read the story.

Highlight all of the words that contain the unspoken 'e'.

**It was a cold winter night and the ground began to freeze. A little mouse ran back to his house. He curled up tight to go to sleep.**

**"I cannot sleep here," he said, "there is a breeze."**

**The mouse ran to find somewhere to sleep. He crept through the freezing snow and found a farmhouse. The mouse snuck through the house. Suddenly, there was a noise. It was a child's voice! The mouse ran to hide. He jumped into a box. Inside the box was lots of soft wool.**

**"This is just perfect," said the mouse as he made himself nice and snug. "There is no breeze here!" The mouse burrowed in and had a snooze in the soft wool.**

2. Write the unspoken 'e' words you found.

Unspoken 'e'

How confident do you feel?



1. Read the silly questions.

Answer by putting a circle around 'yes' or 'no'.

Can water freeze?                      yes              no

Do you use your voice to sing?              yes              no

Is there a breeze outside?              yes              no

Is a mouse bigger than a horse?              yes              no

2. Write the focus words.

serve

give

bronze

mouse

How confident do you feel?



**1. Write the sentence your teacher says.**

Think carefully about which graphemes to use to spell the words.

Two horizontal lines for writing a sentence.

Two horizontal lines for writing a sentence.

Two horizontal lines for writing a sentence.

Two horizontal lines for writing a sentence.

How confident do you feel?





Focus: unspoken 'e'

1. Write your own silly sentence.

Use words containing the unspoken 'e'.

---



---









































---



---



---

ay  pr <u>ay</u>	oy  bo <u>y</u>	ie  ti <u>e</u>	ea  lea <u>f</u>	a_e  ca <u>k</u> e	i_e  slid <u>e</u>	o_e  bo <u>n</u> e	u_e  cu <u>b</u> e
u_e  fl <u>u</u> e	e_e  trape <u>z</u> e	ou  mou <u>th</u>	a  a <u>c</u> orn	e  e <u>q</u> ual	i  li <u>o</u> n	o  ho <u>t</u> el	u  uni <u>c</u> orn
ch  che <u>f</u>	ch  Christma <u>s</u>	ir  gi <u>r</u> l	ue  statu <u>e</u>	ue  glu <u>e</u>	y  sun <u>n</u> y	aw  sa <u>w</u>	au  autu <u>m</u> n
ow  windo <u>w</u>	oe  to <u>e</u>	wh  whe <u>l</u>	c  ci <u>t</u> y	g  ge <u>m</u>	ph  dolphi <u>n</u>	ea  brea <u>d</u>	ie  shie <u>l</u> d
tch  w <u>i</u> tc <u>h</u>	are  ba <u>r</u> e	ear  pea <u>r</u>	ore  co <u>r</u> e	ew  scru <u>w</u>	ew  ste <u>w</u>		

Focus: unspoken 'e'

2. Practise spelling the focus words.

Look and Say	Look, Say and Write	Cover and Write	Check
horse			
mouse			
bronze			
freeze			
give			
serve			
dance			
voice			
April			
July			