




Pupil Workbook
Level 3 Week 7

air ure er

Name: _____


Focus: air



air

Hold a chair,
move it in and out
from a desk.

1. Form the trigraph.



air _____

air _____

air _____

air _____

2. Read the tricky word.

Colour the parts of the word you find tricky.

they


3. Read and match.

Read these words and draw lines to match them to the correct pictures.
Add in sound buttons to help you.

haircut

lair

fair




4. Read the sentences.

Tick the sentence that matches the picture.

High in the air at the funfair.


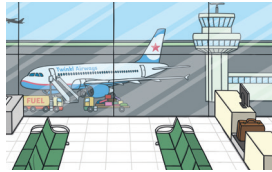

Sit in an armchair at the funfair.

Put on a hairnet at the funfair.



5. Spell the words.

Look at the picture, say the word and write each sound down.




6. Write the sentence.

Listen to the sentence and write it down.

How confident do you feel?

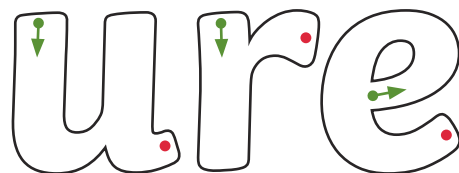
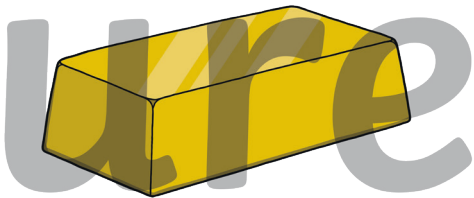




ure

Swing your arm like a pirate.

1. Form the trigraph.



ure _____

ure _____

ure _____

ure _____

2. Read the tricky word.

Colour the parts of the word you find tricky.

they

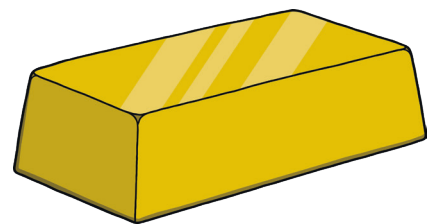

3. Read and match.

Read these words and draw lines to match them to the correct pictures.
Add in sound buttons to help you.

manure

pure

secure



4. Read the sentences.

Tick the sentence that matches the picture.

- Kit had a dip in the cool, pure pool.
- Kit had to endure a dip in the manure.
- Kit had to endure a pedicure.



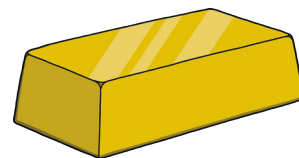
5. Spell the words.

Look at the picture, say the word and write each sound down.









6. Write the sentence.

Listen to the sentence and write it down.

How confident do you feel?



Focus: er



Pretend to sneeze!



er

1. Form the digraph.



er _____

er _____

er _____

er _____

2. Read the tricky word.


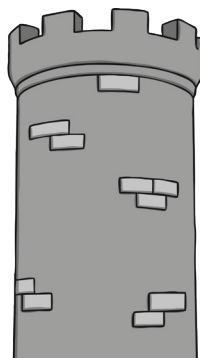
Colour the parts of the word you find tricky.

they

3. Read and match.

Read these words and draw lines to match them to the correct pictures. Add in sound buttons to help you.


tower fern farmer



4. Read the sentences.


Tick the sentence that matches the picture.

- She hit her finger with the hammer.**
- She hit her hammer with a lot of power.**
- She hit the rocker with a letter.**




5. Spell the words.

Look at the picture, say the word and write each sound down.









6. Write the sentence.


Listen to the sentence and write it down.

How confident do you feel?




air ure er

1. Form the trigraphs and digraph.



air _____



ure _____



er _____

2. Read the tricky word.

Colour the parts of the word you find tricky.

they

3. Read the words.

Read these words. Add in sound buttons to help you.

pure

airport

matter

cure

pair

order

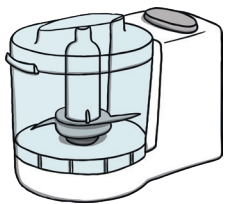
4. Read the sentences.

Read these silly questions and answer them by circling 'yes' or 'no'.


- | | | |
|--------------------------------|-----|----|
| Can manure hang in mid-air? | yes | no |
| Can a finger put on a hairnet? | yes | no |
| Can a boxer get a manicure? | yes | no |

5. Spell the words.

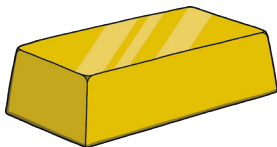
Look at the pictures and choose **air**, **ure** or **er** to spell the words.



mix _____



armch _____



p _____



f _____ n

6. Write the sentence.

Listen to the sentence and write it down.

How confident do you feel?



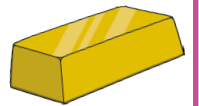
air ure er

1. Form the letters.

chair



pure



pepper



2. Read and match.

Read these words and draw lines to match them to the correct pictures. Add in sound buttons to help you.

fair

manure

pattern

cure

deckchair

herb




3. Read the sentences.


Sound out and blend the sounds to read the words. Remember, you can add sound buttons to help you.

Gail is a herb farmer. She will sell her herbs at the summer fair. Gail needs her herbs to shoot up soon. She pens a letter to the manure seller to order lots of pure manure. The manure has a tang in the air but the herbs shoot up quicker than ever.


4. Write the words.

Look at the picture, say the word and write each sound down.









5. Write the sentences.

Listen to the sentences and write them down.

How confident do you feel?

