



Pupil Workbook

Level 6 Week 1

Name: _____

1. Read and match.

Read the clues and draw a line to match the clue to the correct picture.

Clue 1

You might see me fly in the sky or flutter by your window. I need to dry my wings before I can fly.

What am I?



Clue 2

I fly through the sky at a very high speed. I can fly higher than the pylons.

What am I?



Clue 3

I am a shy animal. I like to have a supply of grains and fruits. I live in a dry burrow, not a pig sty. Some people identify me as a rat.

What am I?



Clue 4

I use a magnifying glass to look for clues. I apply what I know to work out why something has happened. I reply to secret letters. If you ask me if I am a spy, I will deny it.

Who am I?



1. Read the story.

Highlight all of the words that contain the /igh/ phoneme.

igh ie i_e i y

In the tropical rainforest, we went looking for a wild tiger. The moon was bright in the night sky as we used our binoculars to spy for footprints. We tried to find a clue for five days but we did not find a thing. We were so sad that we cried and cried. It got so cold at night that we had to use dry wood to make a fire. We tried to be careful so we didn't make the plants die from the heat.

At last, we spied a tiger! It crept right by our camp and then out of sight. It had taken a long time but it was amazing to see a wild tiger.

2. Sort the words.

Sort the words from the story into the table.

igh	ie	i_e	i	y

1. Write the common exception words.

Which is the tricky part of the word?

door

floor

2. Write a word that uses each grapheme.

Use the spelling rules to help you decide how to spell each word. Fill in the table below. Can you think of a word for each box? Check your spellings with a dictionary.

Use igh when...	Use ie when...	Use i_e when...	Use i when...	Use y when...
<ul style="list-style-type: none"> • it is in the middle or end of a word. • it is followed by 't'. 	<ul style="list-style-type: none"> • it is at the end of words. • it is a suffix. 	<ul style="list-style-type: none"> • it is in the middle of a word. This is the most common /igh/ sound. 	<ul style="list-style-type: none"> • it is at the start. • it is in words of 2 or more syllables. 	<ul style="list-style-type: none"> • it is at the end of a word. It can sometimes be used in the middle of a word.

igh

ie

i_e

i

y

1. Write the sentence your teacher says.

Think carefully about which graphemes to use to spell the words.

How confident do you feel?



igh

ie



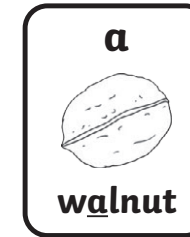






i_e

i

y

1. Write your own silly sentence.

Use words containing the **y** grapheme.



2. Practise spelling the focus words.

Look and Say	Look, Say and Write	Cover and Write	Check
by			
dry			
shy			
fly			
spy			
reply			
pylon			
python			
door			
floor			