



**Pupil Workbook**  
**Level 5 Week 12**

Name: \_\_\_\_\_

u

u\_e

ue



ue



ue

---

**1. Read the common exception words.**

Colour the parts of the words you find tricky.

many laughed

**2. Write the common exception words.**

Which is the tricky part of the word? Why is it tricky? Colour the tricky part in a different colour. Write the word two more times.

people looked

\_\_\_\_\_

\_\_\_\_\_

### 3. Read and match.

Read these words and draw a line to match them to the correct picture. Add in sound buttons to help you.

barbecue

avenue

muesli

rescue



One of the words does not match a picture. Can you draw a picture to match the word?

How confident do you feel?



Focus: **ue** saying /yoo/

**u**

**u\_e**

**ue**

### 1. Read the sentences.

Tick the sentence that matches the picture.

**We had a barbecue in the avenue.**

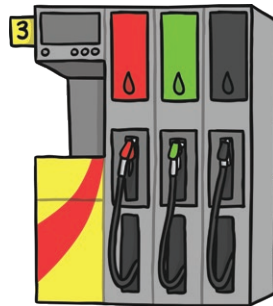
**They have a duel along the avenue.**

**The avenue is full of statues.**



### 2. Spell the words.

Look at the picture, say the word and write each word down.



\_\_\_\_\_

\_\_\_\_\_

\_\_\_\_\_

Focus: **ue** saying /yoo/

3. Write the focus words.

due

venue

fuel

argue

4. Read and match.

Read the clues and draw a line to match the clue to the correct picture.

**Clue 1**

I have a silver helmet and fight in duels.  
I can be brave if I need to rescue a person  
from an evil dragon.

**Who am I?**

**Clue 2**

I use my tools to make a statue out  
of stone.  
The statue is put up in a grand venue.

**Who am I?**



How confident do you feel?



Focus: ue saying /oo/

oo

u\_e

ue



ue



ue

### 1. Read and match.

Read these words and draw a line to match them to the correct picture. Add in sound buttons to help you.

clue

cruel

bluebird

glued



### 2. Read the sentences.

Tick the sentence that matches the picture.

**Sue was going to make fondue for tea.**


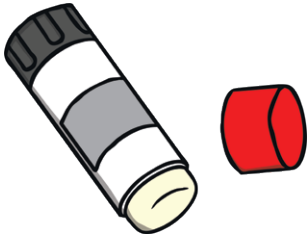
**The boys looked in the flue for a clue.**

**The boys were cruel and laughed at Sue.**



### 3. Spell the words.

Look at the picture, say the word and write each word down.



\_\_\_\_\_

\_\_\_\_\_

\_\_\_\_\_

How confident do you feel?



## 1. Read the story.

Highlight all of the words that contain the /oo/ phoneme.

**It is Sue's birthday this afternoon and Kit and Sam need to dress up. Kit hunts in the bedroom for what he needs. Sam looks in the tool shed to find her props.**

**"We have to set off soon," says Mum. "Let me see a clue for what you are dressing up as."**

**Kit puts on a flat maroon hat and makes a smart salute. Sam gets out an old broom and uses glue to stick on a cat.**

**"Kit, you seem like one of the real troops," says Mum, "and Sam could be a true broom-swooper!"**

**It is time to get going.**

**"I hope Sue's birthday includes food and many balloons," says Sam.**

## 2. Sort the words.

| oo | u_e | ue |
|----|-----|----|
|    |     |    |
|    |     |    |
|    |     |    |

How confident do you feel?





| The /yoo/ Sound Family |     |    | The /oo/ Sound Family |     |    |
|------------------------|-----|----|-----------------------|-----|----|
| u                      | u_e | ue | oo                    | u_e | ue |

Focus: **ue** saying /yoo/  
and /oo/

**1. Write the sentence your teacher says.**

Think carefully about which graphemes to use to spell the words.

---

---

---

---

---

---

---

---

How confident do you feel?



# Level 5 Week 12 Additional Activities

Focus: **ue** saying /yoo/ and /oo/

| The /yoo/ Sound Family |     |    | The /oo/ Sound Family |     |    |
|------------------------|-----|----|-----------------------|-----|----|
| u                      | u_e | ue | oo                    | u_e | ue |

## 1. Write your own silly sentence.

Use words containing the **ue** grapheme.

---



---









































---



---



---

|  |   |   |  |   |  |   |  |
|--|---|---|--|---|--|---|--|
| <b>ay</b><br><br>pray   | <b>oy</b><br><br>boy       | <b>ie</b><br><br>tie   | <b>ea</b><br><br>leaf   | <b>a_e</b><br><br>cake | <b>i_e</b><br><br>slide  | <b>o_e</b><br><br>bone | <b>u_e</b><br><br>cube  |
| <b>u_e</b><br><br>flute | <b>e_e</b><br><br>trapeze  | <b>ou</b><br><br>mouth | <b>a</b><br><br>acorn   | <b>e</b><br><br>equal  | <b>i</b><br><br>lion     | <b>o</b><br><br>hotel  | <b>u</b><br><br>unicorn |
| <b>ch</b><br><br>chef   | <b>ch</b><br><br>Christmas | <b>ir</b><br><br>girl  | <b>ue</b><br><br>statue | <b>ue</b><br><br>glue  | <b>y</b><br><br>sunny    | <b>aw</b><br><br>saw   | <b>au</b><br><br>autumn |
| <b>ow</b><br><br>window | <b>oe</b><br><br>toe       | <b>wh</b><br><br>wheel | <b>c</b><br><br>city    | <b>g</b><br><br>gem    | <b>ph</b><br><br>dolphin | <b>ea</b><br><br>bread | <b>ie</b><br><br>shield |
| <b>tch</b><br><br>witch | <b>are</b><br><br>bare     | <b>ear</b><br><br>pear | <b>ore</b><br><br>core  | <b>ew</b><br><br>screw | <b>ew</b><br><br>stew    |   |  |

## Level 5 Week 12 Additional Activities

Focus: **ue** saying **yoo/**  
and **/oo/**

The /yoo/ Sound Family

The /oo/ Sound Family

**u**

**u\_e**

**ue**

**oo**

**u\_e**

**ue**

### 2. Practise spelling the focus words.

| Look and Say | Look, Say and Write | Cover and Write | Check |
|--------------|---------------------|-----------------|-------|
| due          |                     |                 |       |
| venue        |                     |                 |       |
| fuel         |                     |                 |       |
| argue        |                     |                 |       |
| clue         |                     |                 |       |
| glue         |                     |                 |       |
| true         |                     |                 |       |
| blue         |                     |                 |       |
| people       |                     |                 |       |
| looked       |                     |                 |       |