

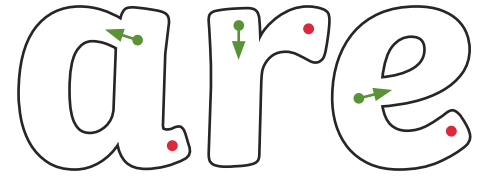


Pupil Workbook  
Level 5 Week 27

Name: \_\_\_\_\_



**are**



**are** \_\_\_\_\_

**1. Read the common exception words.**

Colour the parts of the words you find tricky.

autumn gone

**2. Write the common exception words.**

Which is the tricky part of the word? Why is it tricky? Colour the tricky part in a different colour. Write the word two more times.

January

February

\_\_\_\_\_  
\_\_\_\_\_

\_\_\_\_\_  
\_\_\_\_\_

**3. Read and match.**

Read these words and match them to the correct picture.  
Add in sound buttons to help you.

**share**

**stare**

**scarecrow**

**beware**



One of the words does not match a picture. Can you draw a picture to match the word?

How confident do you feel?



**1. Read the sentences.**

Tick the sentence that matches the picture.

**Mum stared as she set off a bright flare.**

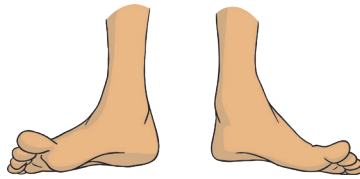

**Mum stared as she blared the horn.**

**Dad was scared when the horn blared.**



**2. Spell the words.**

Look at the picture, say the word and write each word down.



\_\_\_\_\_

\_\_\_\_\_

\_\_\_\_\_

3. Write the focus words.

stare

care

share

dare

4. Read and match.

Read the clues and draw a line to match the clue to the correct picture.

**Clue 1**

I work in my bare feet and I have to take care. I am not scared as I prepare very well and I rarely slip.

**Who am I?**



**Clue 2**

I have a fun and carefree life. If I am out and I see a hare, I may glare at it or chase it to scare it away.

**What am I?**



How confident do you feel?





ear



ear

1. Read and match.



Read these words and draw a line to match them to the correct picture. Add in sound buttons to help you.

wearing

pear

teddy bear

tearing



2. Read the sentences.

Tick the sentence that matches the picture.

**The bear has a tear in his fur.**



**The bear is wearing a pear on his head.**

**The bear looks smart wearing his red bow.**



3. Spell the words.

Look at the picture, say the word and write each word down.



\_\_\_\_\_

\_\_\_\_\_

\_\_\_\_\_

How confident do you feel?



1. Read the story.

Highlight all of the words that contain the /air/ phoneme.

**In autumn, Clare said farewell to her friend and went to the airport. It was the first time Clare had been on a plane and she was a bit scared.**

**“Don’t despair,” said Clare’s mum. “The pilot is well prepared and will be very careful.”**

**They went up the stairs to the aircraft and sat down in their chairs. Clare got out her teddy bear and Mum gave her an eye mask to wear to help her relax. Soon, Clare was so carefree that she was unaware that they were now in mid-air!**

**It was time for a snack. They had a big green pear and a pair of tasty eclairs to share. Clare asked for both the eclairs but Mum said that would be unfair. Once all the food had gone, it was time to land.**

**“I might dare to go on a plane again!” declared Clare.**

2. Sort the words.

are	ear	air

How confident do you feel?





**1. Write the sentence your teacher says.**

Think carefully about which graphemes to use to spell the words.

\_\_\_\_\_

\_\_\_\_\_

\_\_\_\_\_

\_\_\_\_\_

\_\_\_\_\_

\_\_\_\_\_

\_\_\_\_\_

\_\_\_\_\_

How confident do you feel?



air

are

ear

1. Write your own silly sentence.

Use words containing the **are** and **ear** graphemes.

---



---










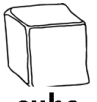














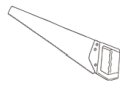















---



---



---

ay  pray	oy  boy	ie  tie	ea  leaf	a_e  cake	i_e  slide	o_e  bone	u_e  cube
u_e  flute	e_e  trapeze	ou  mouth	a  acorn	e  equal	i  lion	o  hotel	u  unicorn
ch  chef	ch  Christmas	ir  girl	ue  statue	ue  glue	y  sunny	aw  saw	au  autumn
ow  window	oe  toe	wh  wheel	c  city	g  gem	ph  dolphin	ea  bread	ie  shield
tch  witch	are  bare	ear  pear	ore  core	ew  screw	ew  stew		

Focus: **are** and **ear** saying /air/

The /air/ Sound Family

**air**

**are**

**ear**

**2. Practise spelling the focus words.**

Look and Say	Look, Say and Write	Cover and Write	Check
stare			
care			
share			
dare			
tear			
wear			
bear			
pear			
January			
February			