



Pupil Workbook
Level 5 Week 22

Name: _____

Focus: adding **-ed**

-ed

jumped

gasped

shouted

“When you see an **-ed** at the end of a verb, it means that it happened in the past.”



1. Read the common exception words.

Colour the parts of the words you find tricky.

April July

2. Write the common exception words.

Which is the tricky part of the word? Why is it tricky? Colour the tricky part in a different colour. Write the word two more times.

once please

3. Read and match.

Read these words and draw a line to match them to the correct picture. Add in sound buttons to help you.

jumped

looked

gasp

shouted



One of the words does not match a picture. Can you draw a picture to match the word?

How confident do you feel?



1. Read the sentences.

Tick the sentence that matches the picture.

The girl looked over the gate to see the cows in the field.

The boy jumped in the muddy water.

The girl wished for a new bike.

The car started to roll down the hill.



2. Write the root word and add the suffix.

Add **-ed** to the words to change them into the past tense. Write the new words below.

gasp

hunt

shout

3. Spell the common exception words.

Read each common exception word. Cover them and write them three more times underneath.

once

please

How confident do you feel?



Focus: adding **-ed****1. Read the story.**

Highlight all of the past tense verbs.

Kit wanted to go to the zoo to meet the animals. He waited for the bus. Kit got to the zoo. The man greeted him and asked him to add his name to the register. Kit headed to the dolphin pool. He looked at the dolphins as they jumped into the water. The zookeeper spoke to Kit about the dolphins. He asked Kit if he would like to help feed the dolphins. Kit helped to feed the dolphins. He threw the fish into the water and the dolphins swam to get them. Kit looked at the clock and saw, it was time to get back on the bus to go home. Kit got home and explained where he had been. Kit wished he could have stayed and looked at the dolphins all day.

2. Write the -ed words you found.

-ed

How confident do you feel?



1. Read the silly questions.

Answer by putting a circle around 'yes' or 'no'.

Have you ever visited The Queen? yes no

Have you camped in a wood? yes no

Have you ever shouted? yes no

Have you played in the snow? yes no

2. Write the focus words.

wished

hunted

gasp

yelled

How confident do you feel?



1. Write the sentence your teacher says.






































Think carefully about which graphemes to use to spell the words.

How confident do you feel?



1. Write your own silly sentence.

Use past tense verbs by adding -ed.

ay  pray	oy  boy	ie  tie	ea  leaf	a_e  cake	i_e  slide	o_e  bone	u_e  cube
u_e  flute	e_e  trapeze	ou  mouth	a  acorn	e  equal	i  lion	o  hotel	u  unicorn
ch  chef	ch  Christmas	ir  girl	ue  statue	ue  glue	y  sunny	aw  saw	au  autumn
ow  window	oe  toe	wh  wheel	c  city	g  gem	ph  dolphin	ea  bread	ie  shield
tch  witch	are  bare	ear  pear	ore  core	ew  screw	ew  stew		

2. Practise spelling the focus words.

Look and Say	Look, Say and Write	Cover and Write	Check
jumped			
looked			
gasped			
yelled			
hunted			
started			
shouted			
wished			
once			
please			