






Pupil Workbook
Level 2 Week 7
Recap Level 2


Name: _____


1. Form the letters.

 s _____


 a _____


 t _____

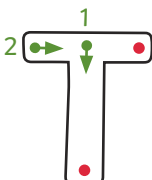
 p _____

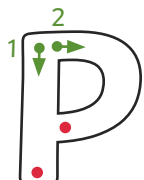
 i _____


2. Form the capital letters.

 S _____

 A _____

 T _____

 P _____

 I _____

Focus: s, a, t, p, i

3. Read and match.


Read these words and match them to the correct picture.
Remember, you can add sound buttons to help you.

ten

ant

sun


pan

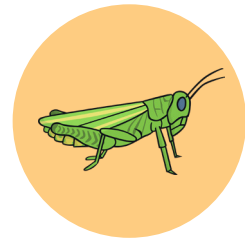


4. Write the words.

Look at the picture, say and then write each word.











1. Form the letters.

n n _____ m m _____

d d _____ g g _____

o o _____

2. Form the capital letters.

N N _____ M M _____

D D _____ G G _____

O O _____

Focus: n, m, d, g, o

3. Read and match.

Read these words and match them to the correct picture.
Remember, you can add sound buttons to help you.






duck

gum

map


net

on



4. Write the words.

Look at the picture, say the word and write each sound down.



1. Form the letters.

c _____

k _____

e _____

u _____

r _____

2. Form the capital letters.

C _____

K _____

E _____

U _____

R _____

Focus: c, k, e, u, r

3. Read and match.

Read these words and match them to the correct picture.
Remember, you can add sound buttons to help you.



can

Kit

cup


rug

sock



4. Write the words.

Look at the picture, say and then write each word.











1. Form the letters.

h h _____ b b _____

f f _____ l l _____

2. Form the capital letters.

H H _____ B B _____

F F _____ L L _____

Focus: h, b, f, l

3. Read and match.



Read these words and match them to the correct picture.
Remember, you can add sound buttons to help you.

fin

lick

bun


ham




4. Write the words.

Look at the picture, say and then write each word.























Focus: Reading

1. Spot the sounds and tricky words.

Say the sounds we have learnt and then practise saying the tricky words.

s 	a 	t 	p 	i 	n 	m 
d 	g 	o 	c 	k 	ck 	e 
u 	r 	h 	b 	f 	l 	ff 
ll 	ss 	s 	<p>Tricky Words</p> <p>I no go the to</p>			 <small>visit twinkl.com</small>

2. Read the sentences.

Sound out and blend the sounds to read the words.
Remember, you can add sound buttons to help you.

Sam and Kit get on a big red bus.

Mum and Nan sit at the back of the bus.

A man taps the bell and gets off the bus.

No dogs can get on the bus.

It is fun to go on a bus.