



Pupil Workbook
Level 4 Week 4
Polysyllabic Words

Name: _____

Write the words:

windmill



windmill _____

sandpit



sandpit _____

1. Read the tricky words.

Colour the parts of the words you find tricky.

do when out what

Level 4 Week 4 Lesson 1

Focus: polysyllabic words

2. Read and match.

Read these words and draw lines to match them to the correct pictures. Add in sound buttons to help you.

rooftop

camping

pumpkin

lunchbox



3. Read the sentences.

Tick the sentence that matches the picture.

Mum is packing the lunchbox with food.

We will not go camping if there is thunder and lightning.



4. Spell the words.

Look at the picture, say the word and write each sound down.









5. Write the sentences.


Listen to the sentences and write them down.

How confident do you feel?



Write the words:

lantern



lantern _____

dustbin



dustbin _____

1. Read the tricky words.

Colour the parts of the words you find tricky.

do when out what

Level 4 Week 4 Lesson 2

Focus: polysyllabic words

2. Read and match.

Read these words and draw lines to match them to the correct pictures. Add in sound buttons to help you.

mushroom

monster

sticker

bending



3. Read the sentences.

Tick the sentence that matches the picture.

The duckling is out of his egg.

Grandad is bending down to pick up a gift.



4. Spell the words.

Look at the picture, say the word and write each sound down.









5. Write the sentences.

Listen to the sentences and write them down.


How confident do you feel?



Focus: polysyllabic words


Write the words:

handstand



handstand _____

sunflower



sunflower _____

1. Spell the tricky words.

Which is the tricky part of the word? Why is it tricky? Colour the tricky part in a different colour. Then, spell the tricky words on the lines below.

my

here

Level 4 Week 4 Lesson 3

Focus: polysyllabic words

2. Read and match.

Read these words and draw lines to match them to the correct pictures. Add in sound buttons to help you.

handstand

lantern

flowering

toaster



3. Read the sentences.

Tick the sentence that matches the picture.

The pumpkin was next to the toaster.

This weekend we are gardening.



4. Spell the words.

Look at the picture, say the word and write each sound down.









5. Write the sentences.

Listen to the sentences and write them down.

How confident do you feel?



Focus: polysyllabic words

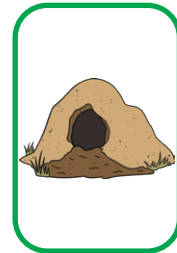
Write the words:

shampoo



shampoo _____

anthill



anthill _____

1. Spell the tricky words.

Which is the tricky part of the word? Why is it tricky? Colour the tricky part in a different colour. Then, spell the tricky words on the lines below.

here

my

Focus: polysyllabic words

2. Read and match.

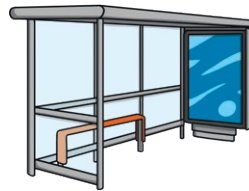
Read these words and draw lines to match them to the correct pictures. Add in sound buttons to help you.

shelter

shopkeeper

wingspan

bumper



3. Read the sentences.

Tick the sentence that matches the picture.

She did a handstand in the starlight.

The flowerbed is blooming.



4. Spell the words.

Look at the picture, say the word and write each sound down.









5. Write the sentences.

Listen to the sentences and write them down.

How confident do you feel?



Focus: **polysyllabic words**

1. **Read the sentences.**

Sound out and blend the sounds to read the words. Remember, you can add sound buttons to help you.

Robert went to the zoo. He took his lunchbox with a sandwich and a carton of drink in. The zoo was far from Robert's flat. He got restless on the bus so he sang some songs.

Soon, Robert got to the zoo. He got to see the chimpanzee being fed. He said he might like to help feed him. The zookeeper said he had to keep out.

Robert went on to see otters, gibbons and zebras. Robert had a splendid trip to the zoo!

Draw and label a picture to show your favourite part of the story above.

How confident do you feel?



Focus: polysyllabic words

2. Complete the silly sentences.

Choose from the words below.

Can a _____ do a _____?

Is there a _____ in the _____?

“He will like this _____,” said
the _____.

Word Bank

handstand, mushroom, sunflower, pumpkin, shampoo, monster

How confident do you feel?

