



Pupil Workbook
Level 4 Week 5

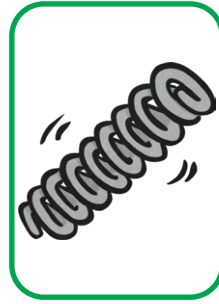
Three-Letter Adjacent Consonants

Name: _____

Focus: three-letter adjacent consonants

Write the words:

spring



spring _____

scrub



scrub _____

1. Read the tricky words.

Colour the parts of the words you find tricky.

said so have like

come some were

2. Read and match.

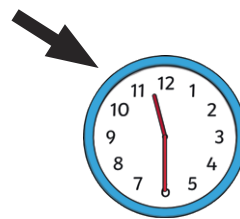

Read these words and draw a line to match them to the correct picture. Add in sound buttons to help you.

prompt

strum

splat

street



3. Read the sentences.

Tick the sentence that matches the picture.

The street bends left and then right.

The green truck was strong.



4. Spell the words.

Look at the picture, say the word and write each sound down.









5. Write the sentences.

Listen to the sentences and write them down.

How confident do you feel?



Focus: **three-letter adjacent consonants**


Write the words:

sprig



sprig _____

skunks



skunks _____

1. Read the tricky words.

Colour the parts of the words you find tricky.

there little one do
when out what

Level 4 Week 5 Lesson 2

Focus: **three-letter adjacent consonants**

2. Read and match.

Read these words and draw a line to match them to the correct picture. Add in sound buttons to help you.

s p r i n g

s c r a p

s t r o n g

s t r a p



3. Read the sentences.

Tick the sentence that matches the picture.

The splat of paint is pink.

The brush scrubs the lunchbox.



4. Spell the words.

Look at the picture, say the word and write each sound down.









5. Write the sentences.

Listen to the sentences and write them down.

How confident do you feel?

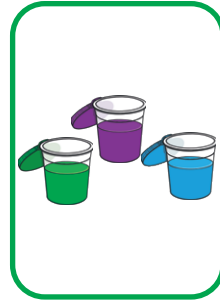


Level 4 Week 5 Lesson 3

Focus: **three-letter adjacent consonants**

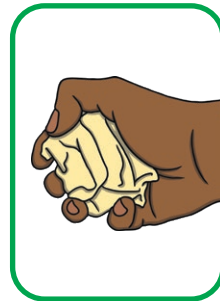
Write the words:

paints



paints _____

scrunch



scrunch _____

Focus: **three-letter adjacent consonants**

1. Spell the tricky words.

Which is the tricky part of the word? Why is it tricky? Colour the tricky part in a different colour. Then, spell the tricky words on the lines below.

she

we

was

you

he

me

be

Focus: **three-letter adjacent consonants**

2. Read and match.

Read these words and draw a line to match them to the correct picture. Add in sound buttons to help you.

strut **footprints** **splinter** **string**




3. Read the sentences.

Tick the sentence that matches the picture.

Scrub the paint off the pot.

Have some drinks if you like.




4. Spell the words.

Look at the picture, say the word and write each sound down.









5. Write the sentences.

Listen to the sentences and write them down.

How confident do you feel?



Focus: **three-letter adjacent consonants**


Write the words:

trunks



trunks _____

splash



splash _____

Focus: **three-letter adjacent consonants**

1. Spell the tricky words.

Which is the tricky part of the word? Why is it tricky? Colour the tricky part in a different colour. Then, spell the tricky words on the lines below.

are

all

my

they

here

2. Read and match.


Read these words and draw lines to match them to the correct pictures. Add in sound buttons to help you.

s c r u b

t r u n k s

d i s c s

s c r u n c h



3. Read the sentences.

Tick the sentence that matches the picture.

The trunks shrank in the hot pool.

The splits Astra did were splendid.



4. Spell the words.

Look at the picture, say the word and write each sound down.









5. Write the sentences.

Listen to the sentences and write them down.

How confident do you feel?



Focus: **three-letter adjacent consonants**

1. Read the sentences.

Sound out and blend the sounds to read the words. Remember, you can add sound buttons to help you.

Miss Streep gets in her big, strong truck and sets off up the street. She stops at the sports shop. Miss Streep puts her truck in the car park. The truck is too big and gets stuck. Miss Streep rings her sister to come.

Her sister brings a bigger tractor and puts some string on the bumper of the truck. The tractor drags the truck but the string snaps!

Miss Streep and her sister go in the sports shop. They get some strong straps. They put the strong straps on the bumper of the truck. The tractor drags the truck free!

Miss Streep and her sister go back in the shop for a rest and some drinks and snacks.

Draw and label a picture to show your favourite part of the story above.

How confident do you feel?



2. Complete the silly sentences.

Choose from the words below.

Will the _____ have some _____?

The _____ sat on the _____.

Have you got a _____ or some _____?

Word Bank

paints, splits, trunks, sprinkler, string, drinks

How confident do you feel?

