



Pupil Workbook
Level 3 Week 5

oo oo ar or

Name: _____



Point at the moon.



oo

1. Form the digraph.



oo



oo



oo



oo



2. Read the tricky word.

Colour the parts of the word you find tricky.

my



3. Read and match.

Read these words and draw lines to match them to the correct pictures. Add in sound buttons to help you.

boot

moo

balloon




4. Read the sentences.

Tick the sentence that matches the picture.

Sam and Kit nap in the bedroom.

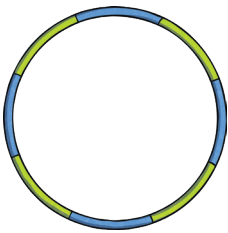
Kit, Sam and Ben dip in the lagoon.

Kit, Sam and Ben cool off in the pool.




5. Spell the words.

Look at the picture, say the word and write each sound down.







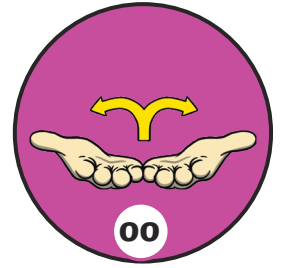


6. Write the sentence.


Listen to the sentence and write it down.

How confident do you feel?







Pretend to open a book.



oo

1. Form the digraph.



oo

oo

oo

oo

2. Read the tricky word.

Colour the parts of the word you find tricky.

my

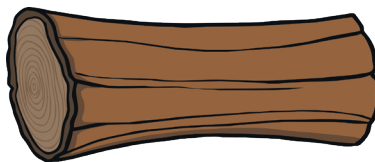

3. Read and match.

Read these words and draw lines to match them to the correct pictures.
Add in sound buttons to help you.

wood

wool

shook



4. Read the sentences.

Tick the sentence that matches the picture.

Kit took a book with a hook.


Kit and Sam shook a rook.


Kit and Sam took a good look at a book.




5. Spell the words.

Look at the picture, say the word and write each sound down.









6. Write the sentence.

Listen to the sentence and write it down.

How confident do you feel?





Make twinkly
star fingers.



ar

1. Form the digraph.



ar

ar

ar

ar

2. Read the tricky word.

Colour the parts of the word you find tricky.

my


3. Read and match.

Read these words and draw lines to match them to the correct pictures. Add in sound buttons to help you.

cart

bark

harp



4. Read the sentences.

Tick the sentence that matches the picture.

Ben is barking in the dark.


Ben is barking in the garden.

Ben is barking at a shark in the garden.



5. Spell the words.

Look at the picture, say the word and write each sound down.



6. Write the sentence.

Listen to the sentence and write it down.

How confident do you feel?






Pretend to press
a car horn.



or

1. Form the digraph.



or _____

or _____

or _____

or _____

Focus: or

2. Read the tricky word.

Colour the parts of the word you find tricky.

my


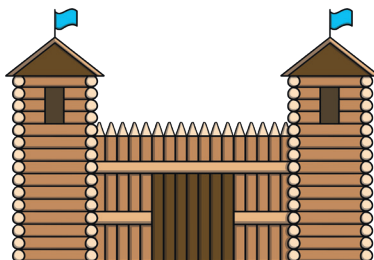

3. Read and match.

Read these words and draw lines to match them to the correct pictures. Add in sound buttons to help you.

corn

thorn

fort



Focus: **or**

4. Read the sentences.

Tick the sentence that matches the picture.

Lorna has an organ.

She forgot to wait in the porch.

Lorna is tooting on a horn.

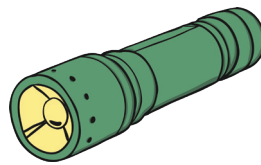



5. Spell the words.

Look at the picture, say the word and write each sound down.









6. Write the sentence.


Listen to the sentence and write it down.

How confident do you feel?



oo oo ar or

1. Form the digraphs.



oo



ar

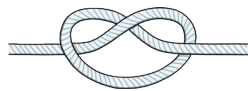


or

2. Read and match.

Draw lines to match the words to the correct pictures. Add in sound buttons to help you.

book




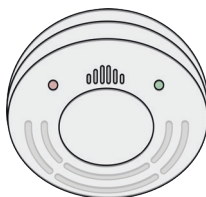
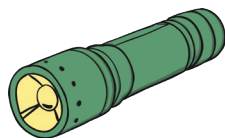
bedroom

alarm



loop

farm



torch

3. Read the sentences.

Sound out and blend the sounds to read the words. Remember, you can add sound buttons to help you.

Mum took Sam and Kit in the car to the zoo. Mum had to park the car. It was noon. Kit is going to look for a baboon in the barn. Sam is going to look for a shark in the lagoon. Mum has got food for the carp. It is dark as Kit, Sam and Mum go back to the car.

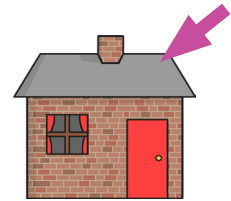
4. Spell the words.

Look at the picture, say the word and write each sound down.









5. Write the sentences.

Listen to the sentences and write them down.

How confident do you feel?

