



Pupil Workbook
Level 5 Week 23

Name: _____

Focus: adding **-s** and **-es**

-s

-es

car 

cars 

bus 

buses 

“-s and -es can be added to make a noun plural. This means that there is more than one.”



1. Read the common exception words.

Colour the parts of the words that are tricky.

scissors

castle

2. Write the common exception words.

Which is the tricky part of the word? Why is it tricky? Colour the tricky part in a different colour. Write the word two more times.

live

coming

3. Read and match.


Read these words and draw a line to match them to the correct picture. Add in sound buttons to help you.

raincoats

boxes

buses

bracelets



One of the words does not match a picture. Can you draw a picture to match the word?

How confident do you feel?



1. Read the sentences.

Tick the sentence that matches the picture.

The buses were waiting at the bus stop.

The boy wished for more wishes.

The girl got three new dresses.

“It is a good job we have our raincoats today,” said the teacher.



2. Write the root word and add the suffix.

Add -s or -es to the words to make them plural. Write the new words below.

skirt

hairbrush

glass

3. Spell the common exception words.

Read each common exception word. Cover them and write them three more times underneath.

live

coming

How confident do you feel?



-s

-es

Focus: adding -s and -es

1. Read the story.

Highlight all of the plural nouns.

Kit and Sam went to the shops with Gran. Kit needed some new trousers for school and Sam wanted to get some new bracelets. Gran took them to a big shop. It had lots of raincoats, skirts, trousers and dresses.

Gran came back with some new trousers for Kit to put on.

“They are perfect,” said Gran as she went to go and pay. Sam found a stand that had bracelets and hairbrushes. She chose some bracelets and paid at the till. Kit and Sam went out of the shop. A man appeared with some heavy boxes, so Sam helped him carry them.

“Thank you,” he said.

“Can we go to the sweet shop now?” asked Kit.

“Go on then,” said Gran, “but we will need to get your Grandad some sweets too!”

2. Write the -s and -es words you found.

-s	-es

How confident do you feel?



-s

-es

1. Write the sentence your teacher says.








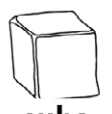













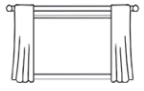












Think carefully about which graphemes to use to spell the words.

How confident do you feel?



1. Write your own silly sentence.

Use plural nouns by adding -s and -es.

ay  pray	oy  boy	ie  tie	ea  leaf	a_e  cake	i_e  slide	o_e  bone	u_e  cube
u_e  flute	e_e  trapeze	ou  mouth	a  acorn	e  equal	i  lion	o  hotel	u  unicorn
ch  chef	ch  Christmas	ir  girl	ue  statue	ue  glue	y  sunny	aw  saw	au  autumn
ow  window	oe  toe	wh  wheel	c  city	g  gem	ph  dolphin	ea  bread	ie  shield
tch  witch	are  bare	ear  pear	ore  core	ew  screw	ew  stew		

2. Practise spelling the focus words.

Look and Say	Look, Say and Write	Cover and Write	Check
skirts			
raincoats			
hairbrushes			
bracelets			
glasses			
buses			
boxes			
wishes			
live			
coming			