



Pupil Workbook
Level 6 Week 12

Name: _____

Focus: adding **-ed** and **-er** to words ending in 'e'

1. Read and match.

Read the clues and draw a line to match the clue to the correct picture.

Clue 1

I improved my speed by practising every day. I have a helmet because I am a mountain biker.

Who am I?



Clue 2

I baked three cakes and shaved the sides to make them slope. I completed the cake by stacking them on top of each other and decorating it.


Who am I?



Clue 3

I was braver than my brother when we played a game. I poked the bricks out but he pulled them out.

Who am I?



Clue 4

I gave my sister some roller skates for her birthday. My dad baked her a birthday cake.

Who am I?



Focus: adding **-ed** and **-er** to words ending in 'e'

1. Read the story.

Highlight all of the words that contain the **-ed** and **-er** suffixes.

-ed -er

Steph was an amazing baker and she had a little shop on the high street. The smell that drifted out of the kitchen when she had baked cookies was out of this world! She used a little spoon to dust the cookies with spices before putting them in to bake and setting a timer. When the timer went off, Steph poked them gently to see if they were ready. She completed them by decorating them with icing and sprinkles. They were very tasty! In fact, they were so tasty that Steph had competed in a baking contest on TV and had come first!

Lots of people came to Steph's shop and it was so busy. Some people biked to Steph's shop and some even hiked over from the next town. They must have really liked those cookies!

2. Write the root word and add the suffixes.

Root word	+ the suffix -ed	+ the suffix -er
poke	poked	poker

Focus: adding -ed and -er to words ending in 'e'

1. Write the common exception words.

Which is the tricky part of the word?


whole

listen


2. Add the suffixes to the root word.

Add the -ed and the -er suffix to the root word and write the word in the box.

move
bake
race



move
bake
race



Focus: adding **-ed** and **-er** to words ending in 'e'

1. Write the sentence your teacher says.

Think carefully about which graphemes to use to spell the words and how to add the suffix.





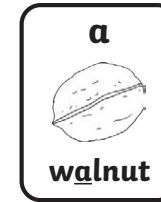


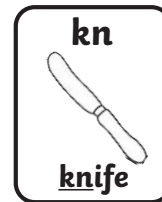




How confident do you feel?



Focus: adding -ed and -er to words ending in 'e'

1. Write your own silly sentence.

Use words containing the -ed and -er suffixes.



Focus: adding -ed and -er to words ending in 'e'

2. Practise spelling the focus words.

Look and Say	Look, Say and Write	Cover and Write	Check
hiked			
hiker			
timed			
timer			
braved			
braver			
baked			
baker			
whole			
listen			