



Pupil Workbook
Level 5 Week 18

Name: _____

Focus: **g** saying /j/

j

g



g _____

1. Read the common exception words.

Colour the parts of the words you find tricky.

Monday

Tuesday

2. Write the common exception words.

Which is the tricky part of the word? Why is it tricky? Colour the tricky part in a different colour. Write the word two more times.

many

laughed

3. Read and match.


Read these words and draw a line to match them to the correct picture. Add in sound buttons to help you.

germs

gemstone

page

danger



One of the words does not match a picture. Can you draw a picture to match the word?

How confident do you feel?



Focus: **g** saying /j/

j

g

1. Read the sentences.

Tick the sentence that matches the picture.

The gent put gel on the stage.

The gent used gel to make his hair rigid.


The gent has a margin on his page.



2. Spell the words.

Look at the picture, say the word and write each word down.







3. Write the focus words.

gem

giant

magic

ginger

4. Read and match.

Read the clues and draw a line to match the clue to the correct picture.

Clue 1

I live at the top of a huge plant. My feet are gigantic and I keep a pet that lays golden eggs in a cage.

What am I?



Clue 2

Some people are allergic to me. I live in a house but not in a cage. I have ginger fur.

What am I?

How confident do you feel?



Focus: c saying /s/

s

ss

c



C



c _____

1. Read and match.


Read these words and draw a line to match them to the correct picture. Add in sound buttons to help you.

centipede

slice

face

iceberg



2. Read the sentences.

Tick the sentence that matches the picture.

The ice princess has a frown on her face.

The ice princess is holding her fancy dress.

The ice princess is winning a race.




s


ss

c

3. Spell the words.

Look at the picture, say the word and write each word down.







How confident do you feel?



Focus: **c** saying /s/

s

ss

c

1. Read the story.

Highlight all of the words that contain the /s/ phoneme.

On Monday, the circus came to the city. Kit and Sam went with Mum and Dad to get in line - they did not want to miss any of the acts. They sat in an empty space and Dad got them some cinnamon candy floss.

First, they saw a clown with silly face paint who did some magic tricks with seven mice. Next, there was a graceful trapeze artist in a fancy costume. She swung side to side across the stage. Finally, six spectacular dogs and their bossy trainer came on. The dogs could twirl and toss a bouncy ball around.

“That was ace!” said Kit. “I would like to see it twice. Can we come again on Tuesday?”

2. Sort the words.

s	ss	c

How confident do you feel?



The /j/ Sound Family

j

g

The /s/ Sound Family

s

ss

c

1. Write the sentence your teacher says.

Think carefully about which graphemes to use to spell the words.

How confident do you feel?



Level 5 Week 18 Additional Activities

Focus: **g** saying /j/ and **c** saying /s/

1. Write your own silly sentence.

The /j/ Sound Family

j

g






The /s/ Sound Family

s

ss

c

Use words containing the **c** and **g** graphemes.

ay  pray	oy  boy	ie  tie	ea  leaf	a_e  cake	i_e  slide	o_e  bone	u_e  cube
u_e  flute	e_e  trapeze	ou  mouth	a  acorn	e  equal	i  lion	o  hotel	u  unicorn
ch  chef	ch  Christmas	ir  girl	ue  statue	ue  glue	y  sunny	aw  saw	au  autumn
ow  window	oe  toe	wh  wheel	c  city	g  gem	ph  dolphin	ea  bread	ie  shield
tch  witch	are  bare	ear  pear	ore  core	ew  screw	ew  stew		

Level 5 Week 18 Additional Activities

Focus: **g** saying /j/ and **c** saying /s/

The /j/ Sound Family

j

g

The /s/ Sound Family

s

ss

c

2. Practise spelling the focus words.

Look and Say	Look, Say and Write	Cover and Write	Check
gem			
magic			
giant			
ginger			
cell			
city			
face			
slice			
many			
laughed			