




# Pupil Workbook

## Level 6 Week 8

Name: \_\_\_\_\_

The /l/ Sound Family		
l	ll	le



**1. Write the common exception words.**

Which is the tricky part of the word? Why is that part tricky? Colour the tricky part in a different colour. Write the word two more times.

world

work


\_\_\_\_\_

\_\_\_\_\_

\_\_\_\_\_

\_\_\_\_\_

**2. Spell the words.**



\_\_\_\_\_

\_\_\_\_\_

\_\_\_\_\_

**3. Answer the questions.**

Read these silly questions and answer them by circling 'yes' or 'no'.

**Can you blow bubbles with an apple?**                      yes      no

**Can a table giggle?**    yes      no

**Could you cuddle in a puddle?**                              yes      no

## 1. Read and match.

Read the clues and draw a line to match the clue to the correct picture.

### Clue 1

I giggle when someone tickles me. I like to look at bubbles floating past. I wobble when I try to stand up.

**Who am I?**



### Clue 2

Your ankles might get wet if you go for a paddle. I have lots of pebbles and sand. You might see a turtle swim past or a bottle float by.

**What am I?**



### Clue 3

I am little like a tiny spider or a beetle. You might see me in the garden on a bush or an apple tree.

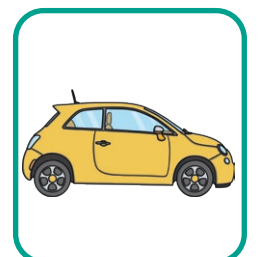

**What am I?**



### Clue 4

I am long and have a nozzle. I spray water which can make lots of puddles. You might find me in a garden.

**What am I?**



Focus: **le** saying /l/

**l**

**ll**

**le**

### 1. Read the story.

Highlight all of the words that contain the /l/ phoneme.

Isabel and Will had a real boat which they had named 'Sea Eagle'. Their uncle had shown them all of the skills they needed to sail it. It even had a little table where they could eat their cheese and pickle sandwiches and apples when they got hungry.

They loved sailing their boat and the smell of the sea air. Sometimes, they would drop the anchor and paddle to a beach to collect pebbles and shells. When they returned home, they had to pull the boat back onto dry land so it did not float off.

One day, they had pulled the boat back but it needed a clean with the hosepipe and nozzle. Will got up on the side of the boat and started to spray the water. Suddenly, he started to wobble and the water sprayed everywhere. Isabel had been sitting at the table and she was drenched! There were even ankle-deep puddles in the boat. Isabel slipped on the water and knocked the soapy water and bubbles over Will. They both looked at each other and started to chuckle.

"We look as if we have been for a swim," giggled Will.

"Yes," replied Isabel, "in our clothes!"

### 2. Sort the words.

Sort the words from the story into the table.

l	ll	le

**1. Write the common exception words.**

Which is the tricky part of the word?

**world**

**work**

**2. Write a word that uses each grapheme.**

Use the spelling rules to help you decide how to spell each word. Fill in the table below. Can you think of a word for each box? Check your spellings with a dictionary.

Use <b>l</b> when...	Use <b>ll</b> when...	Use <b>le</b> when...
<ul style="list-style-type: none"> <li>it is at the beginning or middle of a word.</li> </ul>	<ul style="list-style-type: none"> <li>it is at the end of one syllable words.</li> <li>it is in compound words like 'waterfall'.</li> </ul>	<ul style="list-style-type: none"> <li>it is at the end of words where the sound before the /l/ is a consonant.</li> </ul>

**1. Write the sentence your teacher says.**

Think carefully about which graphemes to use to spell the words.

---

---

---

---

---

---

---

---

How confident do you feel?



1. Write your own silly sentence.

Use words containing the **le** grapheme.

---



---



---

y



fly

dge



bridge

ge



fringe

gn



gnome

kn



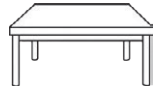
knife

wr



wrist

le



table

eer



deer

ture



picture

mb



thumb

al



walk

a



walnut

o



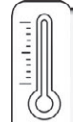
glove

ey



monkey

war



warm

wor



world

s



treasure

wa



watch

qua



squash

tion



station

**2. Practise spelling the focus words.**

Look and Say	Look, Say and Write	Cover and Write	Check
bubble			
middle			
apple			
little			
cuddle			
giggle			
table			
puddle			
world			
work			