

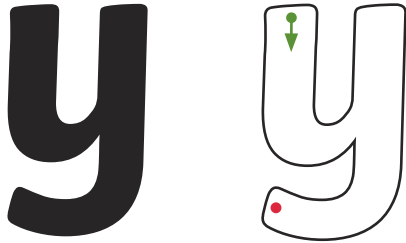


Pupil Workbook  
Level 5 Week 14

Name: \_\_\_\_\_

Focus: **y** saying /ee/

y	ea	e_e	ee	e
---	----	-----	----	---



y \_\_\_\_\_

**1. Read the common exception words.**

Colour the parts of the words you find tricky.

any

eye

**2. Write the common exception words.**

Which is the tricky part of the word? Why is it tricky? Colour the tricky part in a different colour. Write the word two more times.

water

where

\_\_\_\_\_  
\_\_\_\_\_

\_\_\_\_\_  
\_\_\_\_\_

Focus: **y** saying /ee/

y	ea	e_e	ee	e
---	----	-----	----	---

**3. Read and match.**


Read these words and draw a line to match them to the correct picture. Add in sound buttons to help you.

**family**

**sunny**

**muddy**

**hairy**



One of the words does not match a picture. Can you draw a picture to match the word?

How confident do you feel?



Focus: **y** saying /ee/

y	ea	e_e	ee	e
---	----	-----	----	---

### 1. Read the sentences.

Tick the sentence that matches the picture.

**The family are on holiday. They are very happy.**


**The fluffy dog has a crunchy bone.**

**The boy was happy it was rainy.**



### 2. Spell the words.

Look at the picture, say the word and write each word down.



\_\_\_\_\_

\_\_\_\_\_

\_\_\_\_\_

Focus: **y** saying /ee/**y****ea****e\_e****ee****e****3. Spell the common exception words.**

Read each common exception word. Cover them and write them three more times underneath.

**water****where**

---

---

---

---

---

---

How confident do you feel?



Focus: **y** saying /ee/

y	ea	e_e	ee	e
---	----	-----	----	---

### 1. Read the story.

Highlight all of the words that contain the /ee/ phoneme.

**Mum, Dad, Ethan and Eva went on a coach to the beach. They swam in the sea and dug their toes in the crunchy sand. They could see a very hairy dog in the water. It was chewing yucky seaweed!**

**Later, the family went to see the clowns. They went inside the very big tent and sat on some seats. A man gave them some sweets as a treat. Ethan and Eva were very happy. The clowns did some funny tricks. The lady on the trapeze swung her body very high.**

**After the show, Mum went to get a cup of tea. Dad took Ethan and Eva to the spooky train ride. It was a bit creepy!**

**Soon, it was time to go home, and the family began to feel sleepy. They got back on the coach and found their seats. The children soon fell fast asleep and began to dream about their happy day out.**

### 2. Sort the words.

y	ee

How confident do you feel?



Focus: **y** saying /ee/

y	ea	e_e	ee	e
---	----	-----	----	---

1. Read the silly questions.

Answer by putting a circle around 'yes' or 'no'.

**Do you like it when it is sunny?**      yes      no

**Can a dog get muddy?**      yes      no

**Is a bird hairy?**      yes      no

**Is toast crunchy?**      yes      no

2. Write the focus words.

very

body

furry

crunchy

How confident do you feel?



Focus: **y** saying /ee/

y	ea	e_e	ee	e
---	----	-----	----	---

**1. Write the sentence your teacher says.**

Think carefully about which graphemes to use to spell the words.

---

---

---

---

---

---

---

---

How confident do you feel?





Focus: **y** saying /ee/

y	ea	e_e	ee	e
---	----	-----	----	---

1. Write your own silly sentence.

Use words containing the **y** grapheme.

---










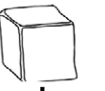












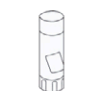

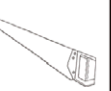















---



---



---

<b>ay</b>  pray	<b>oy</b>  boy	<b>ie</b>  tie	<b>ea</b>  leaf	<b>a_e</b>  cake	<b>i_e</b>  slide	<b>o_e</b>  bone	<b>u_e</b>  cube
<b>u_e</b>  flute	<b>e_e</b>  trapeze	<b>ou</b>  mouth	<b>a</b>  acorn	<b>e</b>  equal	<b>i</b>  lion	<b>o</b>  hotel	<b>u</b>  unicorn
<b>ch</b>  chef	<b>ch</b>  Christmas	<b>ir</b>  girl	<b>ue</b>  statue	<b>ue</b>  glue	<b>y</b>  sunny	<b>aw</b>  saw	<b>au</b>  autumn
<b>ow</b>  window	<b>oe</b>  toe	<b>wh</b>  wheel	<b>c</b>  city	<b>g</b>  gem	<b>ph</b>  dolphin	<b>ea</b>  bread	<b>ie</b>  shield
<b>tch</b>  witch	<b>are</b>  bare	<b>ear</b>  pear	<b>ore</b>  core	<b>ew</b>  screw	<b>ew</b>  stew		

**y**

**ea**

**e\_e**

**ee**

**e**

**2. Practise spelling the focus words.**

Look and Say	Look, Say and Write	Cover and Write	Check
very			
family			
sunny			
body			
happy			
furry			
crunchy			
hairly			
water			
where			